

Range chart

---

Opale

 arjowiggins

# Opale Premier Wove

		Pure White	Pure White Shimmer	Natural	Pack
Watermarked					
100g	A4	•			500
	SRA2	•		•	500
Unwatermarked					
120g	SRA2		•		500
250g	B1	•	•	•	100
300g	B1	•		•	100
Envelopes					
120g	DL	•		•	500
	DL (Win)	•		•	500
	160×160mm	•			250
	C5	•			250
	215×215mm	•			250
	C4 (P)	•			250

# Opale Reference Fabric

		Pure White	Ivory	Pack
Watermarked				
100g	SRA2	•		500
Unwatermarked				
150g	B1		•	250
250g	B1	•	•	100
Envelopes				
120g	DL	•		500

# Opale Reference 50% Recycled

		White	Pack
Watermarked			
90g	SRA2		• 500
Envelopes			
120g	DL		• 500



# Opale Reference Wove

		Pure White	Natural	Ivory	Pack
Watermarked					
80g	SRA2	•		•	500
	SRA1	•			500
100g	SRA2	•	•	•	500
	SRA1	•			250
Unwatermarked					
80g	SRA2	•			500
100g	SRA2	•	•		500
	B1	•		•	250
250g	B1	•	•	•	100
300g	B1	•	•		100
Envelopes					
	DL	•	•	•	500
	DL (Win)	•	•	•	500
	160×160mm	•			250
	C5	•			250
	215×215mm	•			250
	C4 (P)	•			250

# Opale Dialogue

		Pure White	Natural	Pack
Unwatermarked				
90g	SRA2	•	•	500
120g	SRA2	•		500
150g	SRA2	•		250



# Opale Digital Dry Toner Compatibility

		Canon imagePRESS C700/800	Canon imagePRESS C7000-10000VP	Kodak Nexpress	Konica Minolta Bizhub Pro & PRESS	Konica Minolta Bizhub PRESS C1100	Oki PRO 9000 series	Ricoh Pro C751	Ricoh Pro C7100	Xerox Versant 2100	Xerox iGen	Xerox Color 800/1000	Xerox Docucolor 700
Opale													
Premier Wove	All Weights	•	•	•	•	•	•	•	•	•	•	•	•
Reference Wove	All Weights	•	•	•	•	•	•	•	•	•	•	•	•
Reference 50% Recycled	All Weights	•	•	•	•	•	•	•	•	•	•	•	•
Reference Fabric	100g	•	•	•	•*	•	•	•	•	•	•	•	•
	250g	•	•	•	•	•	•	•	•	•	•	•	•
Dialogue Wove	All Weights	•	•	•	•	•	•	•	•	•	•	•	•

\* These papers require careful adjustment of printer settings. Avoid designs that require heavy coverage or flat tints.



## Key

(P) Pocket envelope  
(Win) Envelope with window


## Paper sizes

A4 210×297mm  
SRA2 450×640mm  
SRA1 640×900mm  
B1 700×1000mm


## Envelope formats

All Arjowiggins' stocked envelopes are Superseal with a 'peel and seal' closure type.

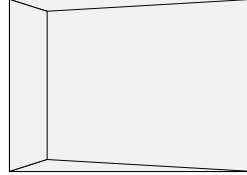
DL – 110×220mm  
Windows available



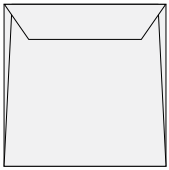
C5 – 162×229mm



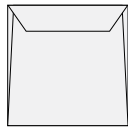
C4 (P) – 324×229mm



215×215mm



160×160mm



## Custom envelopes

Arjowiggins can manufacture your custom envelope from any paper, in any format and design. Create your flap. Add a window. Print your logo. Get your tailor-made envelopes from 5000 pieces.

## Digital

All our creative paper ranges have been developed for digital print technologies and are specially adapted to guarantee superior quality results. This makes our papers the choice for high quality short runs and personalised printing. The full Opale range is widely compatible with all leading dry toner technologies.



## Sustainability

Arjowiggins actively builds sustainability into papermaking. All of our mills are ISO 14001 certified, the international environmental management standard. All our creative paper ranges are FSC™ certified. By choosing this product you are supporting responsible management of the world's forests. In addition, Opale offers recycled papers produced from 50% premium post-consumer waste.



The mark of responsible forestry

